

Zenda (nexquare) Parent App Login Guide

Sign up via web browser



1. Click [here](#) and select **Guardian** tab
2. Use the mobile / email registered with the school to sign up
3. Enter the OTP received.

Sign up via Mobile app


Download the zenda app by scanning the QR code

Enter the school code : **vhps**

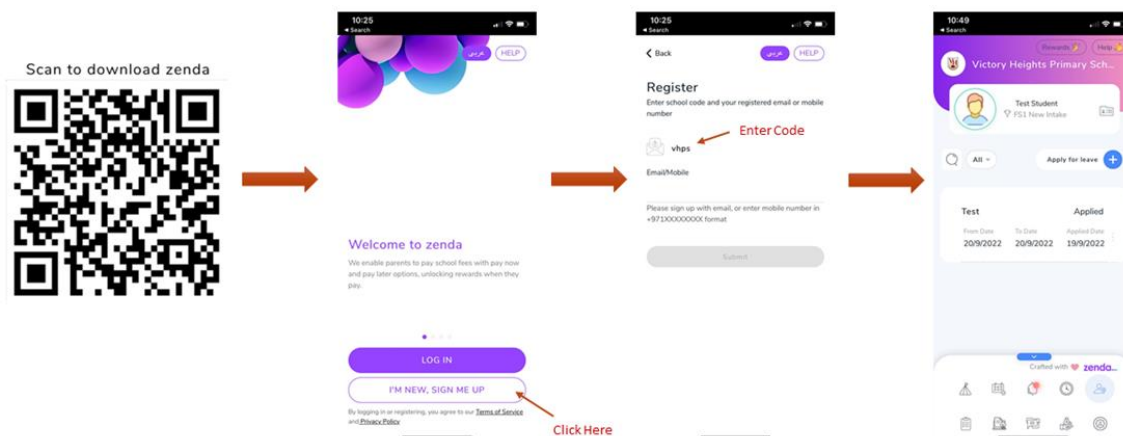
Use the mobile or email registered with the school to sign up

GET IT ON  

Scan to download zenda



Sign up Process via Mobile App



After successful registration, parent can login through

1. Online Portal: <https://vhps.nexquare.io/nexquare/>
2. Mobile App: Zenda App (Previously Nexopay)

